




St Patrick's Day Templates

1 February 2022

Please note, these are all still rough.
Everything will be resized and finalised upon
approval.



Each template will have to be printed on 2 A4 sheets, stuck together and then traced/outlined onto cardboard to create a full size mask.

Wolf Mask Template - will be resized on approval



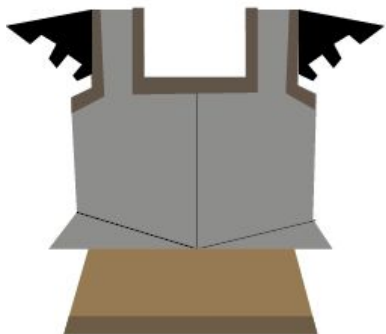
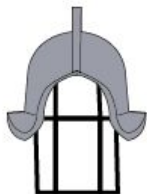
I went with flat with these for ease of use and when made 3d they looked more like elephants due to the elongated nose. The only way a 3d version could work is with an open mouth, but the flat version works with the style of the wolves in the film.



Armour Back

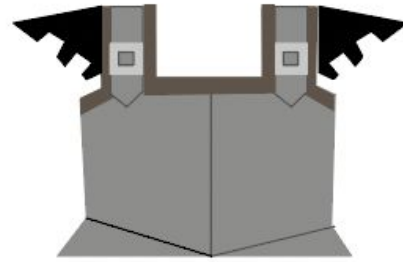
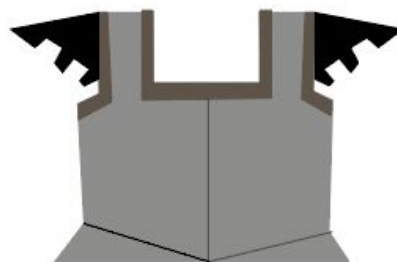


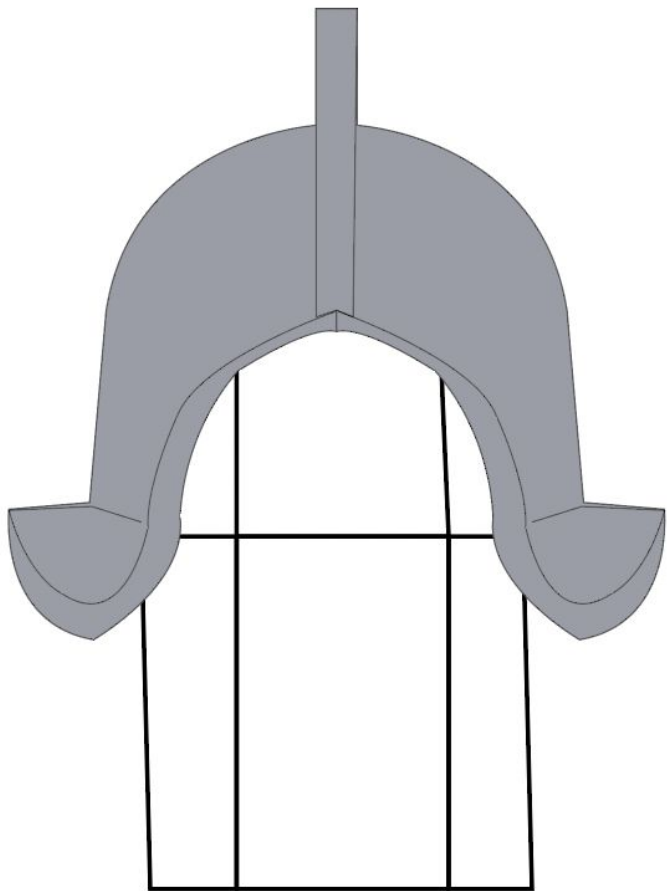
Armour Front



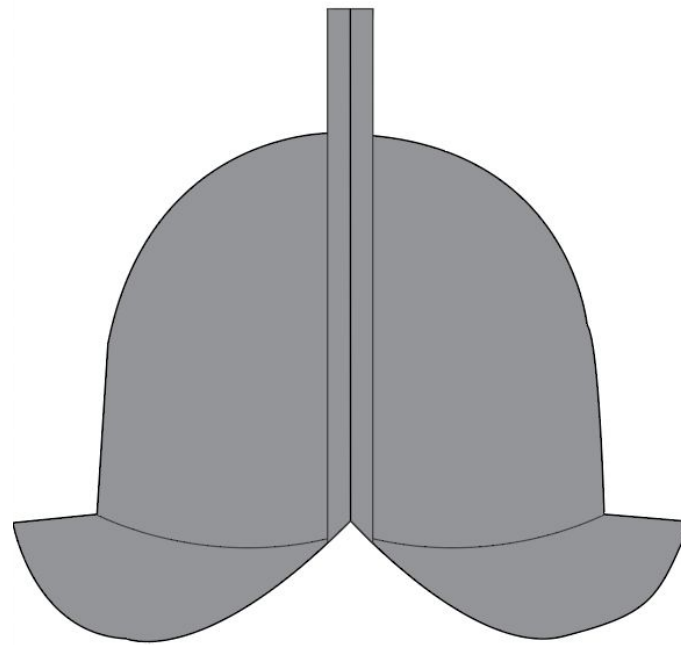
Soldiers Uniform

Here each element is broken down into their basic shape and design. Each one can be separated however needed eg if they want just the armour as below.







Soldiers' Helmet Front




Soldiers' Helmet Back

Rough template, will be resized on approval.



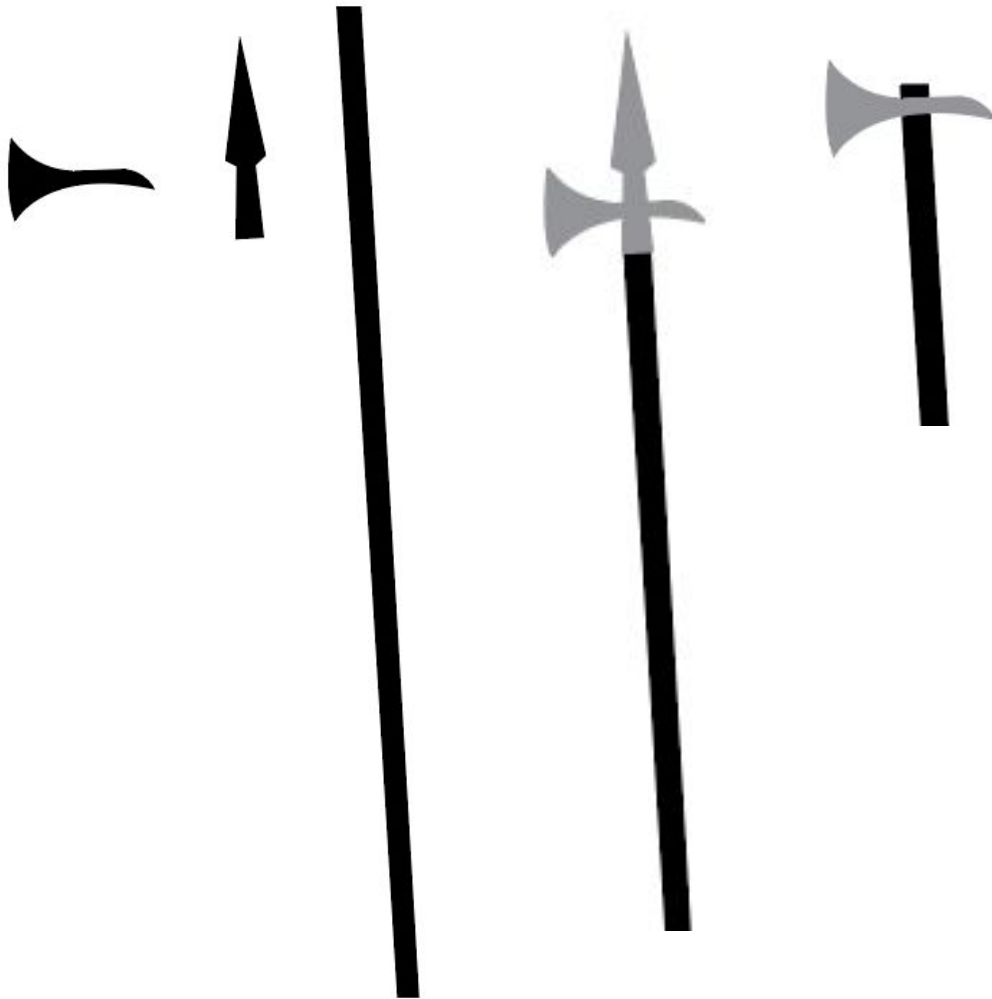
Rough painted template, will be resized on approval.





Soldiers Helmet Template

This is a very simple version using the front and back templates with a band around and over the head. We can go 3d with it but it might not be a good option for the time constraints and resources of each group.



Soldiers Spears

As with the armour each element can be separated and used how needed. Or as full spearhead shape to attach to a stick.